

CREATE AN ACCOUNT

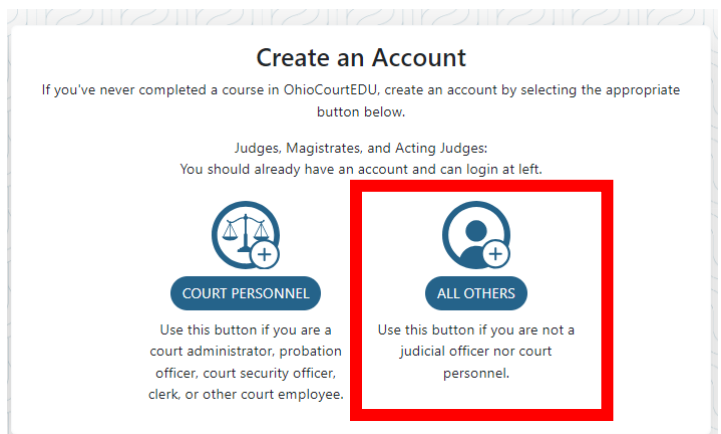
NOTE: If you already have an OhioCourtEDU account, skip to **LOGIN TO ACCOUNT** on Page 3.

Step 1: Navigate to <https://www.supremecourt.ohio.gov/ohioCourtEDU/>.

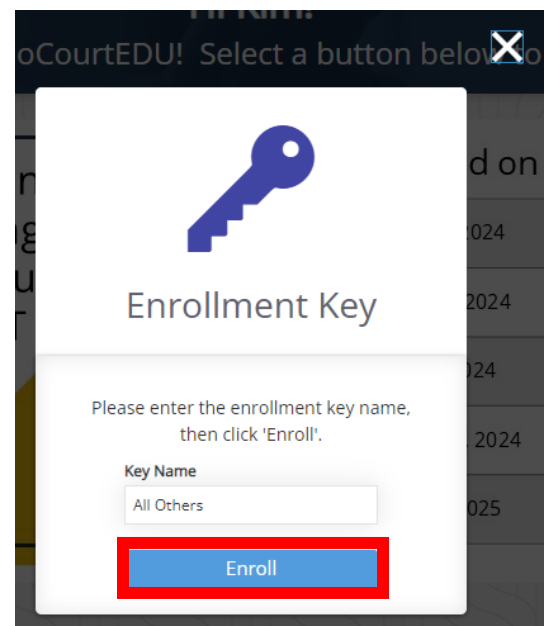
Step 2: Select **CREATE AN ACCOUNT**.



Step 3: Select the **ALL OTHERS** category.



Step 4: If an **Enrollment Key** pop-up displays, ensure the name says All Others, then select Enroll.



Step 5: Complete the Registration Form. The system will not let you continue unless you fill in all **Required Fields**.

Sign Up

Use the form below to create a new account. If you already have an account, login using the button above. If you are signing up as court personnel, you are attesting to being currently employed by or assigned to serve a court in the State of Ohio.

First Name

Required

Middle Name

Last Name

Required

Email

Required

Password

Required

Re-enter Password

Required

Phone Number

Required

Address

Required

Address 2

Country

Required

Country

State

Required

State

City

Required

Zip Code

Required

Ohio Attorney Registration Number

County

Required

County

What is your primary connection to a court?

Required

What is your primary connection to a court?

Sign Up

[Back To Login](#)

Be sure to enter the 4-6 digits accurately.

Select Attorney from the options.

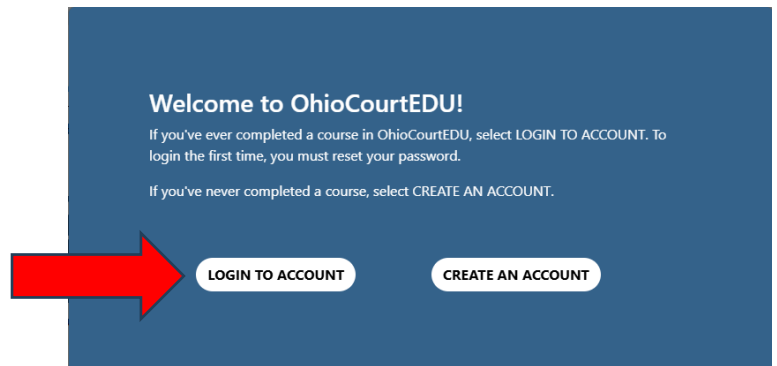
Select Sign Up.

Step 6: You will be taken to the **Login Page**, where you can access the website using your email address as your username and the password you created.

LOGIN TO ACCOUNT

Step 1: Navigate to <https://www.supremecourt.ohio.gov/ohioCourtEDU/>.

Step 2: Select **LOGIN TO ACCOUNT**.



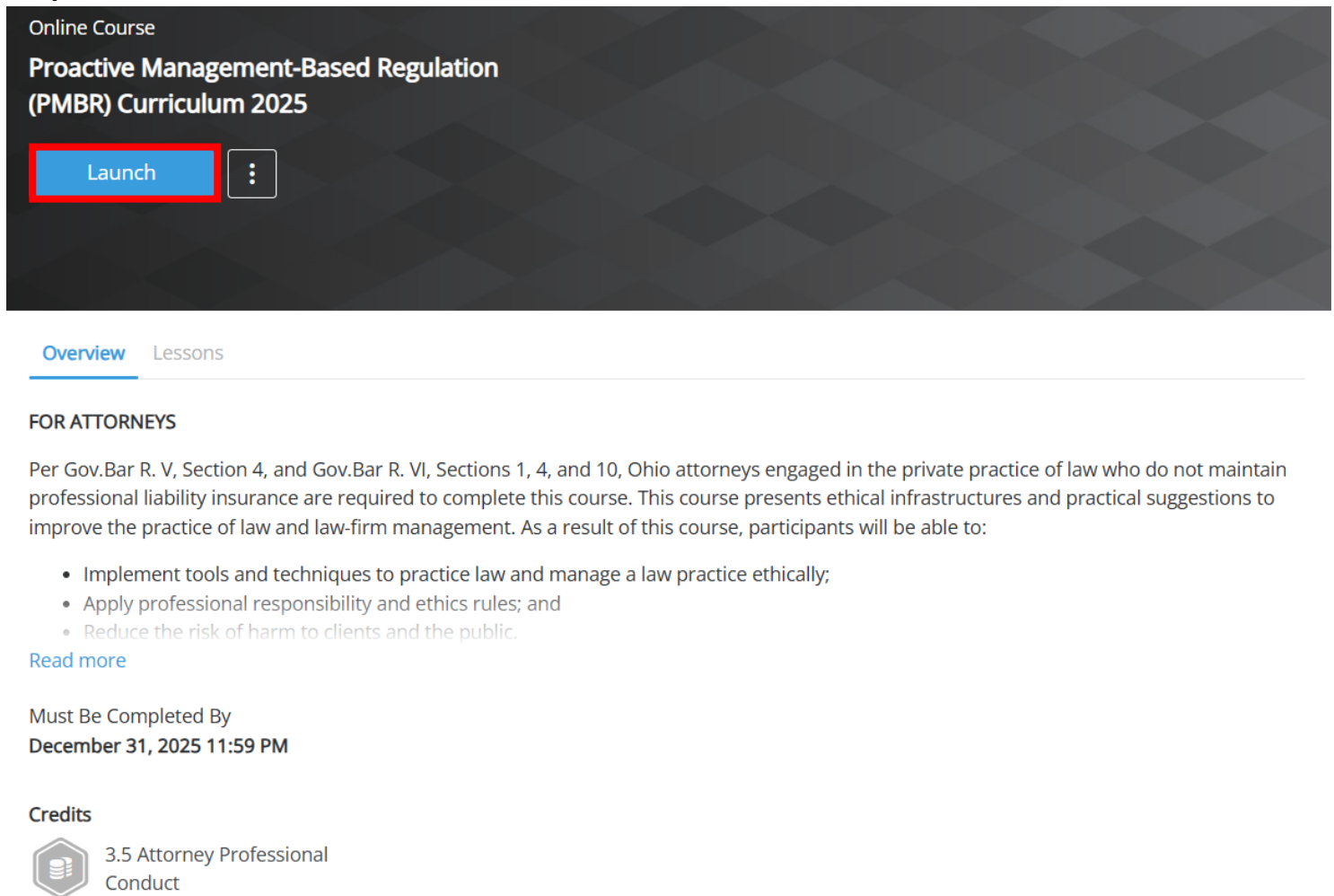
Step 3: You will be taken to the **Login Page**, where you can access the website using your email address as your username and the password you created. If you have forgotten your password, select **Reset Password**.

A screenshot of the OhioCourtEDU login page. The page has a light blue background. At the top, it says "Login". Below that, it says "Your username is your email address. Logging into the new OhioCourtEDU for the first time? Click the Reset Password link below." There are two input fields: "Username" and "Password", both labeled "Required". Below the input fields is a blue button with white text that says "Login". This button is highlighted with a red rectangular box. At the bottom, there is a checkbox labeled "Keep me logged in" and a link labeled "Reset Password". A red arrow points from the bottom right towards the "Reset Password" link.

COMPLETE COURSE


Step 1: Once logged in, navigate to <https://supremecourtofohio.myabsorb.com/#/online-courses/92c607cb-7121-4fc1-92dc-fa31c23011df>.

Step 2: Select Launch.



Online Course

Proactive Management-Based Regulation (PMBR) Curriculum 2025

Launch 

[Overview](#) [Lessons](#)

FOR ATTORNEYS


Per Gov.Bar R. V, Section 4, and Gov.Bar R. VI, Sections 1, 4, and 10, Ohio attorneys engaged in the private practice of law who do not maintain professional liability insurance are required to complete this course. This course presents ethical infrastructures and practical suggestions to improve the practice of law and law-firm management. As a result of this course, participants will be able to:

- Implement tools and techniques to practice law and manage a law practice ethically;
- Apply professional responsibility and ethics rules; and
- Reduce the risk of harm to clients and the public.

[Read more](#)

Must Be Completed By
December 31, 2025 11:59 PM

Credits

 3.5 Attorney Professional Conduct

Step 3: Complete all modules of the course and the **Course Evaluation**. OhioCourtEDU will submit the course completion and CLE credit on your behalf to the Ohio Commission on Continuing Legal Education.

Need Help?

Contact 614.387.9700 or PMBR@sc.ohio.gov.